
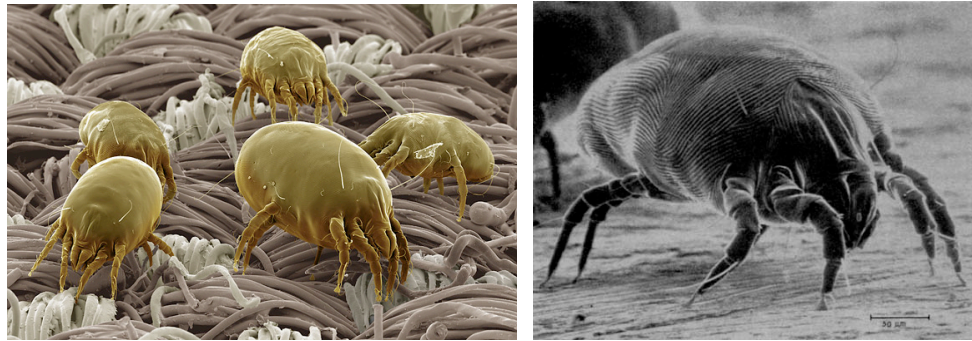
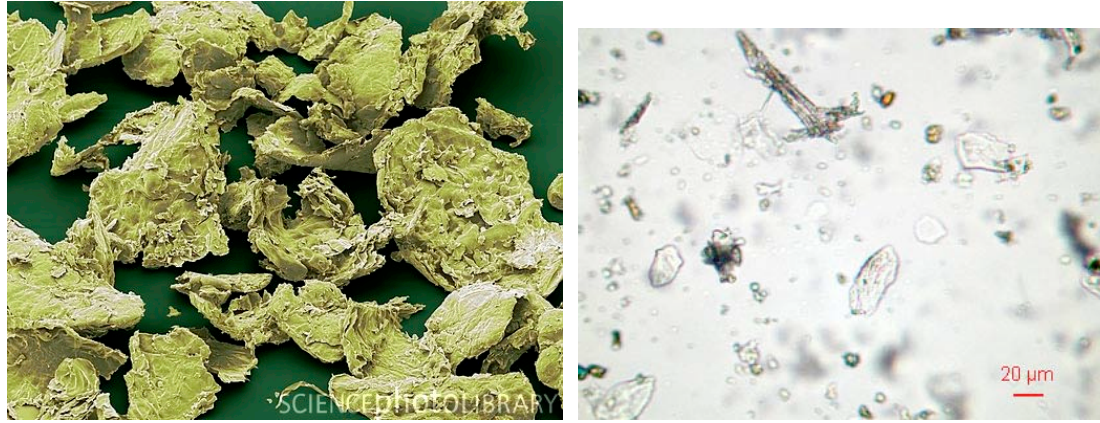


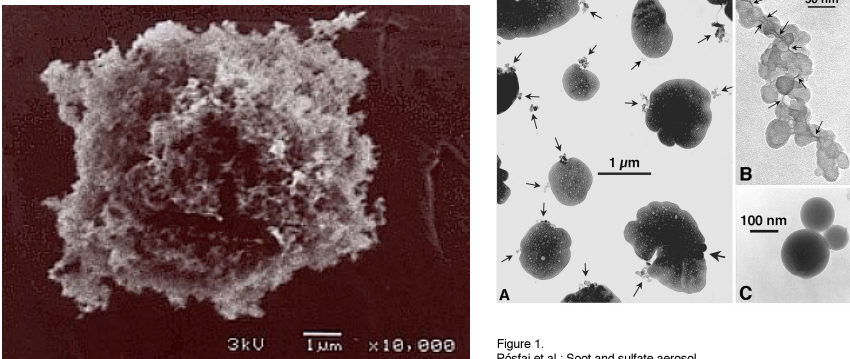


Particulate Matter Reference Key

Type	Picture
Pollen Grains	
Dust Mites	
Dead Skin Cells	

Type	Picture
Mold Spores	 <p>Photograph by G. Wanner/Getty Images</p> <p>NATIONAL GEOGRAPHIC</p> <p>© 2008 National Geographic Society. All rights reserved.</p> <p>© Shirley Owens, Center for Electron Optics, Michigan State University, MSU</p>
Insect Parts	
Black Carbon	 <p>3kV 1 μm x10,000</p> <p>50 nm</p> <p>1 μm</p> <p>100 nm</p> <p>A B C</p> <p>Figure 1. Pósfai et al.: Soot and sulfate aerosol...</p>